



Edgenuity  
**Courseware**

# Student Information System (SIS) Parent/Guardian Quickstart Guide



# Table of Contents

---

**PURPOSE OF THIS GUIDE** \_\_\_\_\_ **3**

**GETTING STARTED: TECHNICAL REQUIREMENTS** \_\_\_\_\_ **3**

**LOGGING IN** \_\_\_\_\_ **4**

**MY DASHBOARD TOOLS AND FEATURES** \_\_\_\_\_ **5**

**HELPFUL RESOURCES** \_\_\_\_\_ **8**



# Purpose of This Guide

---

Welcome to Edgenuity's Quickstart Guide to the Student Information System (SIS). The SIS is referred to as the Edgenuity SIS and houses all of the online tools you will need to monitor, track, and update your progress in the online classroom.

## Getting Started: Technical Requirements

---

To ensure that you can log in and begin working, first verify that your computer meets the technical requirements of the program.

### Operating System

- Windows® 7
- Windows 8
- Windows Vista™
- Windows RT 1
- Mac® OS® X 10.7.5+

### Processor

- PC: 2.33GHz AMD® -or- Intel®

### Core™ Duo 1.83 GHz

- Mac: Intel Core Duo 1.33 GHz

### Memory

- 2 GB RAM

### Hard Disk Space

- 1 GB available disk space for browser cache

### Display

- 1280 x 1024 resolution
- 16-bit color
- 128 MB graphics memory

### Browsers

- Google™ Chrome™ 35.2
- Internet Explorer® 9.x – 11.x
- Safari® 6.0+ (Requires 10.7.5+)
- Firefox® 35+

### Network/Speed Connection

- LAN 100/1000 switched to desktop
- Internet access 384 kbps per concurrent user

### Plug-Ins

- Adobe® Flash® Player 9
- Adobe Acrobat®
- Adobe Reader® 7
- Adobe Shockwave® Player 10
- Apple® QuickTime® Player 7
- Java Version 1.6

### Sound

- OS supported sound card
- Speakers or headsets (recommended)

# Logging In

Begin by logging into the system. Once you are on the login page, use your username and password to gain access to your student's information. Please visit the URL below:

<https://www.edgenuity.com/SIS-login>

You can write your username and password here for future reference:

Login: \_\_\_\_\_ Password: \_\_\_\_\_

The screenshot shows the Edgenuity website's navigation bar with the logo and links for 'Request more information', 'Search', 'Jobs', 'Blog', 'Login', and 'Share'. Below the navigation bar is a dark blue menu with categories: 'The Difference', 'Curriculum + Research', 'Solutions', 'The Experience', 'Support', and 'News + Reviews'. The main content area features a white box titled 'Student Information System' containing a login form with 'Login:' and 'Password:' labels, input fields, and an 'Enter' button. A link for 'Forgot your login and/or password?' is located below the form. To the right of the form is a video player thumbnail with the caption 'Watch the orientation video'. The footer contains four columns: 'Navigate' (listing site sections), 'Leadership' (listing roles), 'Resources' (listing content types), and 'About Edgenuity' (a paragraph about the company's mission).

# My Dashboard Tools and Features

The main page in the Edgenuity SIS is known as the Dashboard. The Dashboard provides access to your courses, progress and grade reports, and the messaging center. Think of the Dashboard as the central hub that contains all of your student information and tools to support you while enrolled in the program. Let's review some of the key tools and features you will use in the SIS.

The *Main Dashboard* features the following tools on the front page of the SIS as soon as you login:

- Academic Snapshot
- Upcoming Events
- Activity
- Messages
- Course Requirements
- Admission Status

The screenshot shows the Edgenuity dashboard with a sidebar on the left containing navigation options: Dashboard, Student's Messages, Guardian's Messages, Mentor Information, Course Information, Academic Snapshot, Student Activity, Edit Account, Add Guardian, School Calendar, and External Links. The main content area is titled 'DASHBOARD' and includes several panels:


- Academic Snapshot:** A table showing the student's progress in four courses.
 

Course	Grade	Percentage Complete	Facing
20062Y0 Math Grade 6A	88.41%	28.39%	Ahead
40062Y0 SS Grade 6A	64.57%	42.09%	Behind
10562Y0 ELA Grade 6A	84.07%	30.05%	Ahead
Middle School Photography 1A: Introduction	72.88%	37.87%	Behind
- Upcoming Events:** A list of events with links to newsletters, attendance forms, and live lessons.
- Activity:** A table showing the student's latest activities.
 

Section	Time	Minutes
20062Y0 Math Grade 6A	9/27/2019 2:27:12 PM	0
Middle School Photography 1A: Introduction	9/27/2019 11:34:49 PM	52
Middle School Photography 1A: Introduction	9/27/2019 1:32:28 PM	2
Middle School Photography 1A: Introduction	9/27/2019 1:12:20 PM	20
Middle School Photography 1A: Introduction	9/27/2019 1:04:18 PM	8
- Messages:** A section indicating that the student has no new messages.
- Course Requests:** A table showing five requested courses.
 

Course	Term	Approved
10562Y0 ELA Grade 6B		
30062Y0 Science Grade 6A		
30062Y0 Science Grade 6B		
40062Y0 SS Grade 6B		
20062Y0 Math Grade 6B		
- Admission Status:** A section stating the student is currently ACTIVE and the enrollment status is -3.

### Academic Snapshot



This student is currently enrolled in 4 courses:

Course	Grade	Percentage Complete	Pacing
<a href="#">20062Y0 Math Grade 6A</a>	88.41%	28.39%	Ahead
<a href="#">40062Y0 SS Grade 6A</a>	64.57%	42.09%	Behind
<a href="#">10562Y0 ELA Grade 6A</a>	84.07%	30.05%	Ahead
<a href="#">Middle School Photography 1A: Introduction</a>	72.88%	37.87%	Behind

The **Academic Snapshot** area lists the courses in which your student is currently enrolled. Grade and progress information are included. From this view, you can see your student's current grade in the class, the number of assignments completed, and if the pace they are keeping in the class is on target, behind, or ahead.

### Upcoming Events




[Sep 30, 2019 - 6th Grade Newsletter Link](#)  
[Oct 01, 2019 - math live lesson](#)  
[Oct 04, 2019 - Parent Attendance Logging Form](#)  
[Oct 04, 2019 - Attendance Entered by Learning Coaches](#)  
[Oct 04, 2019 - 10 am Social Studies Live Lesson](#)

[See more events...](#)

The **Upcoming Events** area shows all of the upcoming scheduled activities your student has on calendar. These can include events that the student's teacher has scheduled, or it might include activities and deadlines your student has scheduled. Some examples of activities might include a parent/teacher conference, a study-hall session, or a tutoring session.

### Activity




These are the latest activities for this student:

Section	Time	Minutes
Financial Math A - MA2007A	6/11/2013 1:37:59 PM	1
Financial Math A - MA2007A	6/11/2013 1:22:50 PM	10
Financial Math A - MA2007A	6/10/2013 2:40:29 PM	1
Financial Math A - MA2007A	6/10/2013 2:17:28 PM	23
Financial Math A - MA2007A	6/10/2013 2:06:04 PM	11

The **Activity** section shows the course names, dates, and the number of active minutes spent on each course while completing assignments. Idle time (review or not moving forward) is not logged here.

### Messages

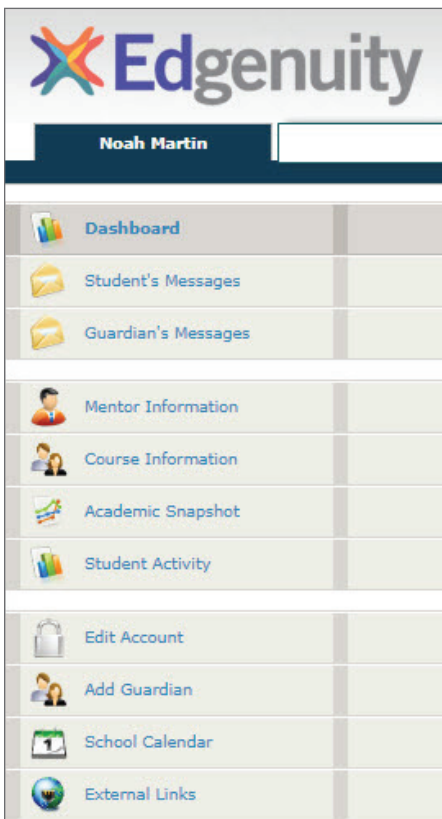


You do not have any new messages.

The **Message Center** contains important communication from your student's teacher(s). The parent login is not able to access this area of the Dashboard.



The Sidebar contains the following tools:



**Dashboard:** Main page in the SIS; provides a quick snapshot of your progress and grades

**Student Messages:** You can view your student's communication with virtual instructors

**Parent/Guardian Messages:** You can send, receive, and view messages between you the parent/guardian and the instructors

**Mentor Information:** View your assigned mentor's information

**Course Information:** View your student's courses, description, credit amount, and teacher-contact information

**Academic Snapshot:** Provides an overall progress bar for all courses and specific progress bars for each class you are enrolled in

**Student Activity:** A tally of the total number of assignments your student has completed each day in the courses

**Edit Account:** This will allow the guardian/parent to update his/her login password

**School Calendar:** A calendar of your student's current appointments or conferences

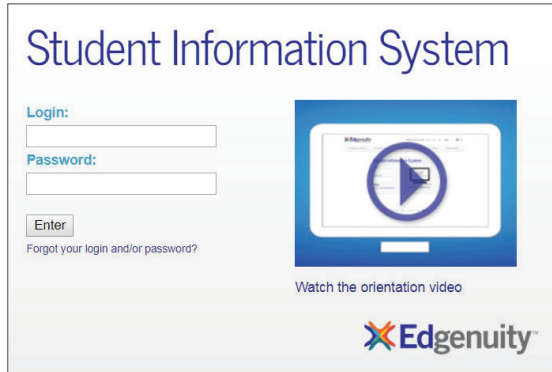
**External Links:** Links to popular and helpful resources when navigating or to support your student's online experience

We are excited to have your student as part of the Edgenuity family. We hope you find the Edgenuity Student Information System a valuable tool in monitoring your student's progress.

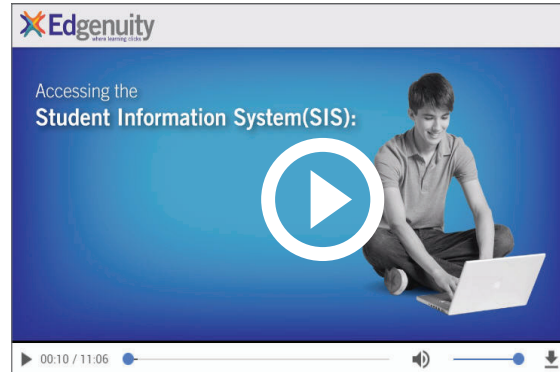
# Helpful Resources

## LOGIN

<https://sislogin.edgenuity.com>



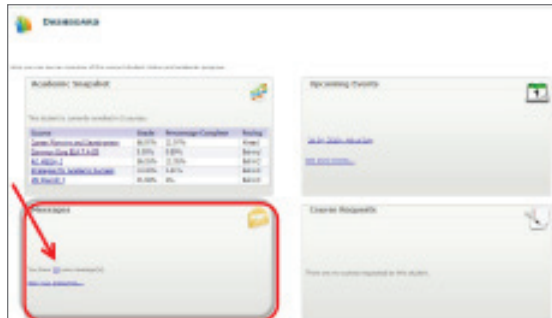
## SIS ORIENTATION



## COMMUNICATION FOR STUDENTS

Emails from your teacher are here.

Check your messages daily.



## ON-DEMAND COACHING

Students have access to on-demand tutoring in core courses 6 days a week! Please contact us as tutoring hours may change based on student needs and/or seasonality.

888-866-4989 option 2

Email: [conceptcoaching@edgenuity.com](mailto:conceptcoaching@edgenuity.com)



## EDGENUITY CUSTOMER SUPPORT

Available by phone or chat 7 days a week: 877.202.0338 or 888.866.4989 option 1





[www.edgenuity.com](http://www.edgenuity.com)